

Rentabilidad y Volatilidad del fondo

| Concepto | Fondo (Ponderado) |
|----------------------------|-------------------|
| Rentabilidad mensual | -3% |
| Volatilidad mensual | 0.41% |
| Volatilidad semestral | -28% |
| Volatilidad anual | 27% |
| Volatilidad anual (5 años) | 33% |

Distribución de la inversión en %

| | | |
|-------|---|--------|
| btc | • | 24.36% |
| eth | • | 21.70% |
| bnb | • | 11.13% |
| matic | • | 9.77% |
| sol | • | 5.64% |
| dot | • | 4.32% |
| ftt | • | 3.59% |
| ada | • | 2.74% |
| atom | • | 1.55% |

Composición del fondo



El **46%** de nuestro portafolio está distribuido en los activos menos volátiles.

El **54%** restante está direccionado a 12 criptos de mayor capitalización en el mercado.

Con esta composición este portafolio tiene una buena proyección a futuro; esta ha sido detalladamente analizada por nuestro equipo para llegar al mejor rendimiento.

Clasificación

Hemos agrupado los proyectos en grandes sectores, los cuales tienen un gran impacto en el ecosistema blockchain.

Blockchain (1ra capa)



De-Fi



Pagos



Ecosistema solana



Ecosistema ada



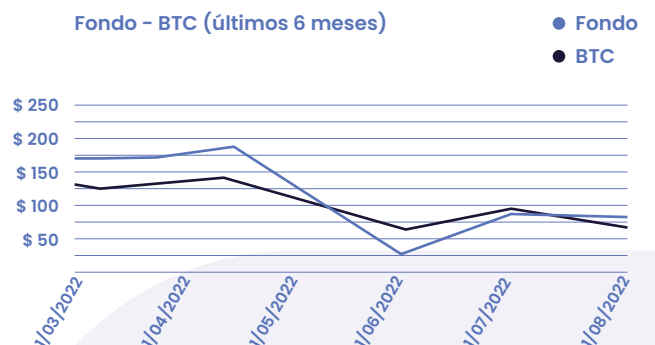
Ecosistema cosmos



NFT



Comparación del fondo con Bitcoin



Technical Data Sheet

Cryptocurrency index fund

August 2022

☰ | Features

| Concept | Value |
|---------------------------|-------------|
| Initial unit value | \$100.00 |
| Actual unit value | \$44.33 |
| Minimum investment | 250 USD |
| Total investors | 135 |
| Withdrawal time | N/A |
| Administration fee (E.A.) | 4.5% |
| Fund type | Open |
| Permanence clause | N/A |
| Assets under management | 235,000 USD |

🎯 | Fund objectives

Fridom is an investment fund that replicates, through passive capital management, the behavior of the assets with the largest capitalization in the cryptocurrency market. The basis of the fund's portfolio is built from historical movements and statistics along with projections of each cryptocurrency, which are continuously analyzed by expert portfolio managers. Opening the investment window to a promising market in a simple way.

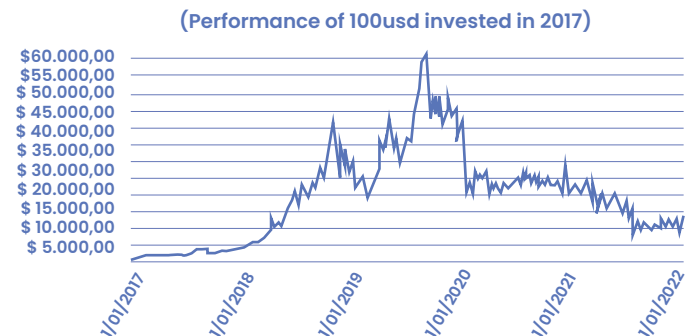
*Past movements do not assure future movements.

🍷 | ¿What's Fridom?

It is the first collective investment fund in Latam, where you have access to digital assets. A booming market in the modern era and great projection in the future.

We have a portfolio composed, to date, of 14 digital assets, which are balanced between volatile (higher risk/reward) and more stable cryptocurrencies (less risk/reward).

📊 | Fund performance



The investor has daily updated performance information available to evaluate and make decisions.

Fund Performance and Volatility

| Concept | Fund (weighted) |
|-----------------------------|-----------------|
| Monthly profitability | -3% |
| Monthly volatility | 0.41% |
| Semiannual volatility | -28% |
| Annual volatility | 27% |
| Annual volatility (5 years) | 33% |

Fund composition

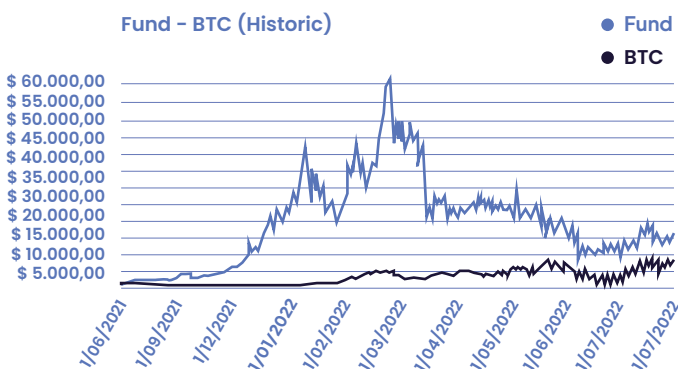


The **46%** of our portfolio is distributed in the least volatile currencies.

The **54%** remaining is targeted at 12 cryptos with the largest market capitalization.

With this composition this portfolio has a good future projection; this composition has been thoroughly analyzed by our team to reach the best performance.

Comparison of the fund with Bitcoin



Distribution of investment as %

| | | |
|-------|---|--------|
| btc | • | 24.36% |
| eth | • | 21.70% |
| bnb | • | 11.13% |
| matic | • | 9.77% |
| sol | • | 5.64% |
| dot | • | 4.32% |
| ftt | • | 3.59% |
| ada | • | 2.74% |
| atom | • | 1.55% |

Classification

We have grouped the projects into major sectors, which have a great impact on the blockchain ecosystem.

Blockchain (1st layer)



De-Fi



Payments



Solana ecosystem



Ada ecosystem



Atom ecosystem



NFT



Fund - BTC (last 6 months)

