



# TECHNICAL DATA SHEET

Crypto index fund

Marzo 2022



## ☰ | Features

Concept	Value
Initial value unit	\$100.00
Current value unit	\$81.4
Minimum investment	250 USD
Total investors	97
Withdrawal time	N/A
Administration fee (A.E.)	5%
Fund type	Open
Success fee <sup>1</sup>	20% about benchmark
Days of permanence covenant	N/A
Current fund assets	160,000 USD

## 🎯 | Fund objective

Fridom is an investment fund that replicates, through passive capital management, the behavior of the assets with the largest capitalization in the cryptocurrency market. The basis of the fund's portfolio is built from historical movements and statistics along with projections of each cryptocurrency, which are continuously analyzed by expert portfolio managers. Opening the investment window to a promising market in a simple way.\*

\*Past movements do not assure future movements.

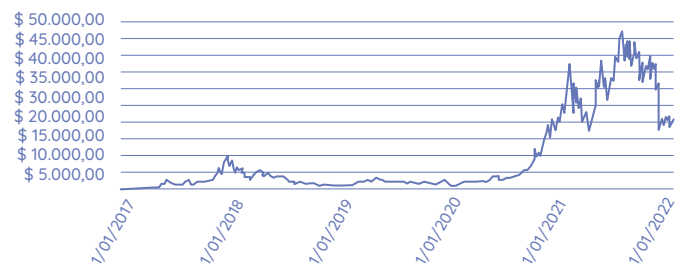
## 📊 | ¿What is Fridom?

Fridom is the first Latin American cryptocurrency fund, this market had gain popularity on the last decade and has great projection towards the future.

We have a portfolio composed, to date, of 13 cryptocurrencies, which are balanced between volatile (higher risk/reward) and more stable cryptocurrencies (less risk/reward).

## 📈 | Fund performance

(Performance of 100usd invested in 2017)



The investor has daily updated performance information available to evaluate and make decisions.

<sup>1</sup>Each quarter 20% over the benchmark (BTC being the market benchmark) is charged only if:

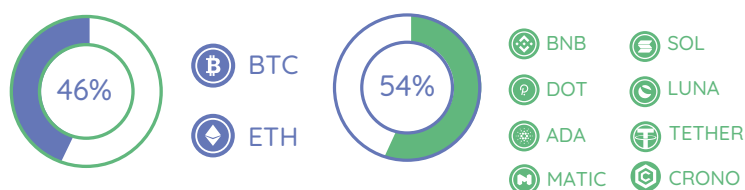
1. The return for the period was greater than or equal to the 10% hurdle rate;
2. The difference with the benchmark is positive;
3. Reaches a new high since the last performance charge.



## Fund Performance and Volatility

Concept	Fund (Weighted)
Daily volatility	0.93%
Average daily profitability	0.43%
Monthly volatility	35.45%
Anual volatility	13.58%
Anual volatility (5 years)	67.88%

## Fund composition

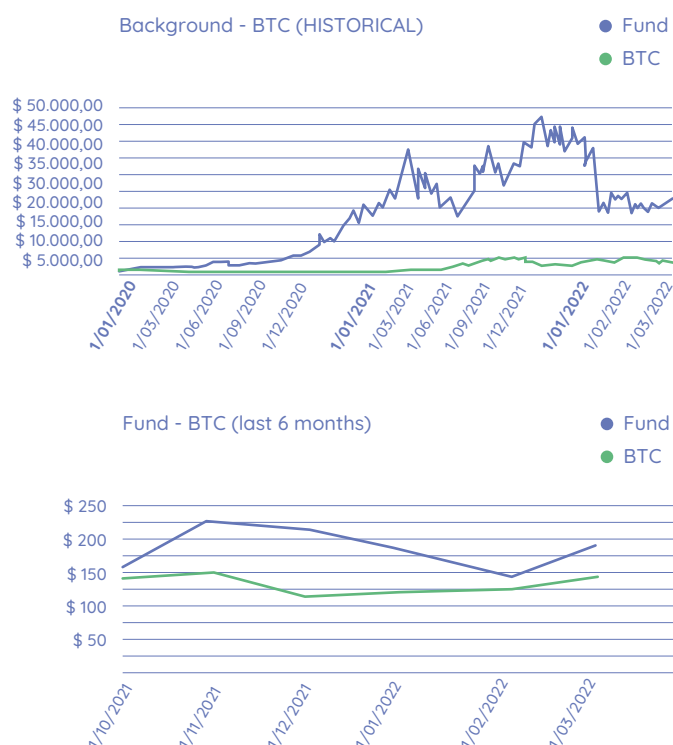


**46%** of our portfolio is distributed in the least volatile currencies.

The remaining **54%** is allocated to 11 cryptos with the largest market capitalization.

With this composition this portfolio has a good projection for the future; this composition has been thoroughly analyzed by our team to achieve the best possible return within the current market conditions.

## Comparison of the fund against Bitcoin

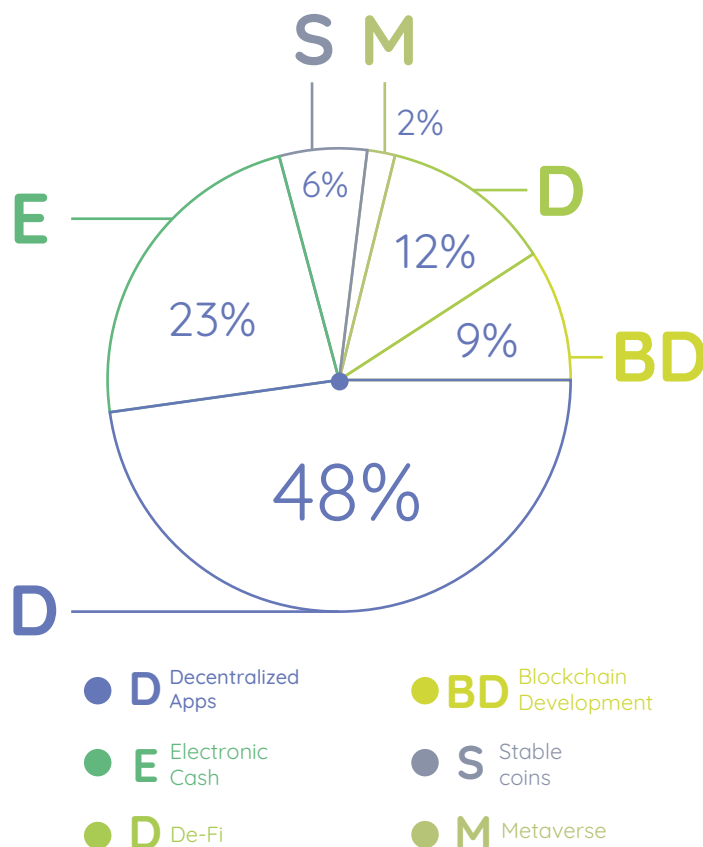


## Investment distribution

Distribution in percentage (%)	
BTC	23.00%
ETH	23.00%
BNB	9.00%
MATIC	7.00%
LUNA	7.00%
SOL	6.00%
DOT	6.00%
TETHER	6.00%
ADA	4.00%
CRONO	4.00%

## Classification

We have grouped the projects into large sectors, which have a great impact on the blockchain ecosystem, as each sector is based on the objectives to be achieved and the impact they will have on people's daily lives. We are looking for crypto projects with high capitalization, and with backgrounds that will last over time.



- **D** Decentralized Apps
- **E** Electronic Cash
- **D** De-Fi
- **BD** Blockchain Development
- **S** Stable coins
- **M** Metaverse